




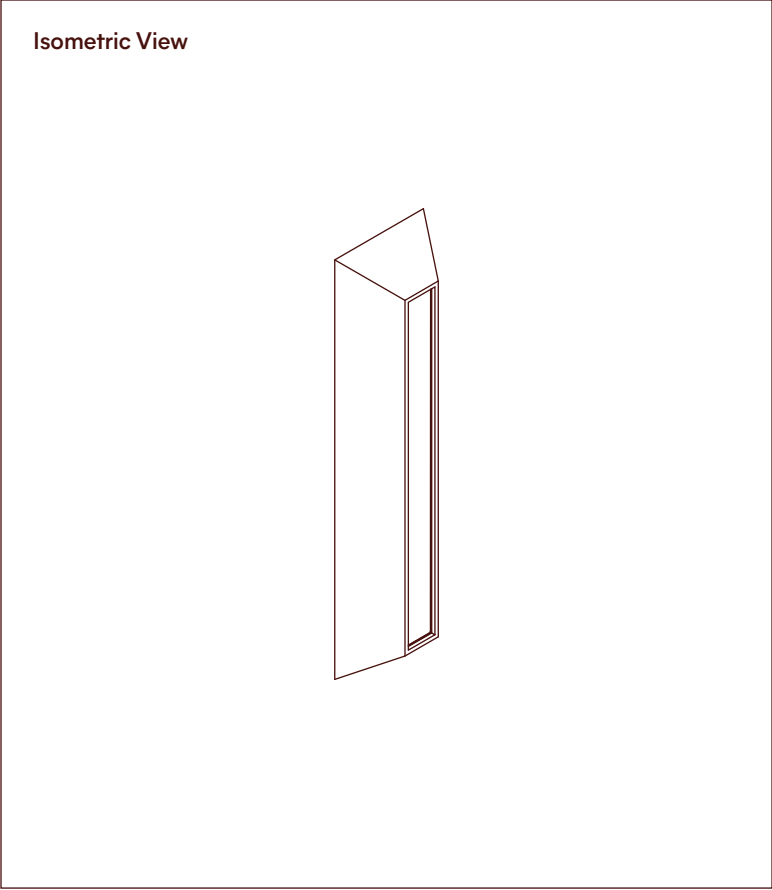

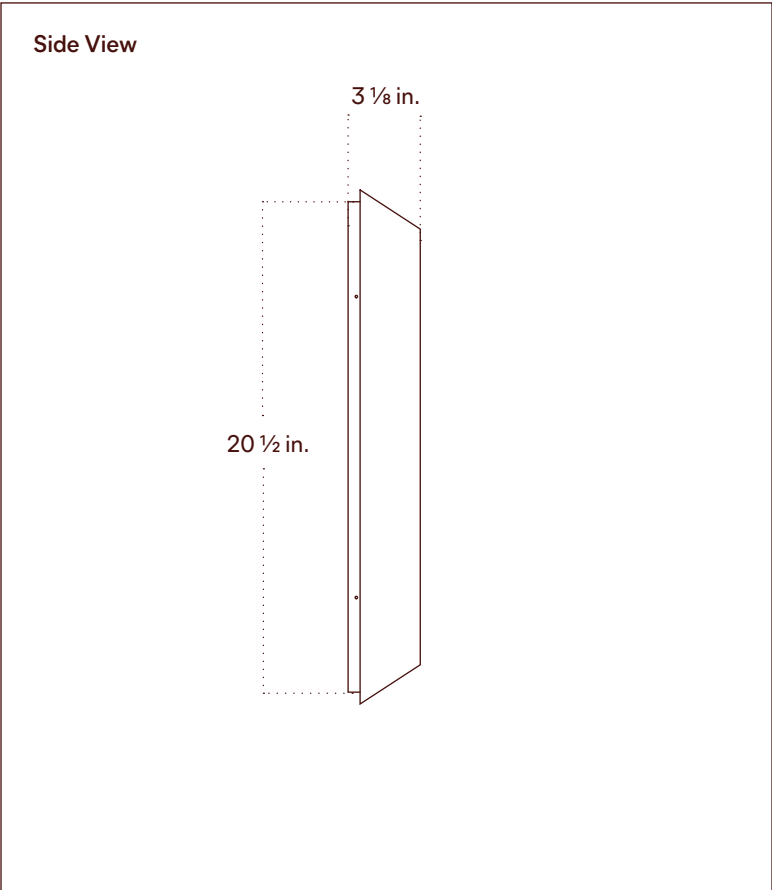
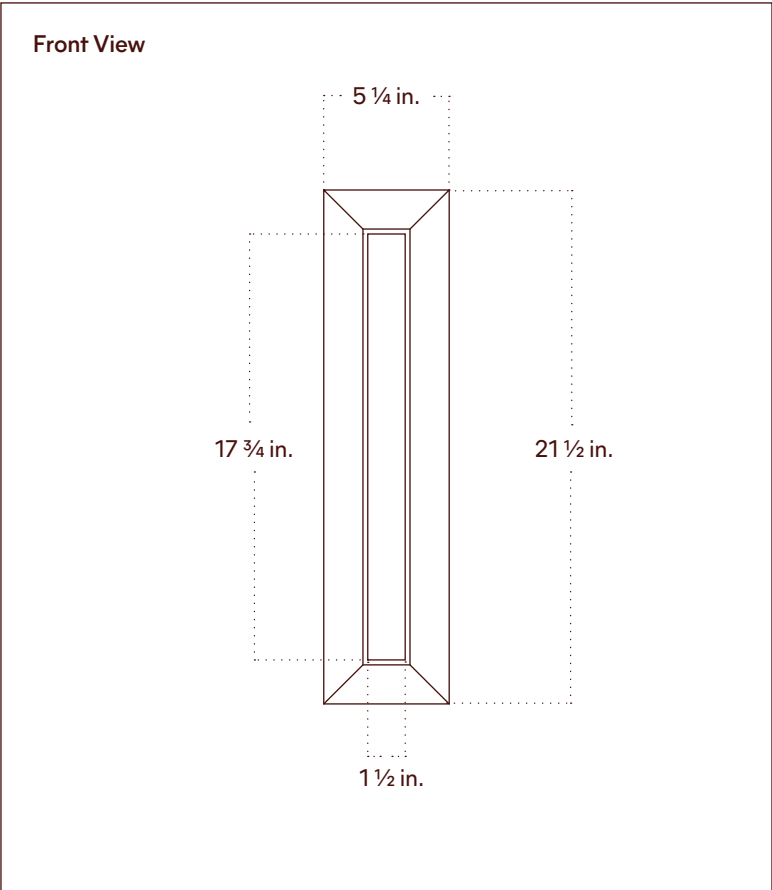
Mira Linear Surface Mount



Technical Specifications	Materials	Glass, Wood, Steel
	Product weight	6.5 lbs
	Lead time	12 weeks
	Integrated LED	2,160 lm / 2700 K / 25 W / 92+ CRI
	Input Voltage	120 V, 240 V or 277 V
	Dimmer	TRIAC, ELV or 0-10 V
	Certifications	UL, ETL listed, damp-rated, ADA compliant
		   

Notes	<ol style="list-style-type: none">1. This fixture can be installed on a wall or ceiling.2. Universal canopy mounting is located at the center of the fixture. Additional anchor holes are available for added support.3. This fixture has handmade elements and may exhibit variability within the same piece. These variations are inherent in the production process and are not to be considered as defects. We do our best to maintain a consistent product while honoring handmade craftsmanship.4. Dimensions may vary within half an inch.5. The LED lifetime is 50,000 hours.6. The driver is included within the fixture.7. This fixture is designed so the LED board can be replaced when it reaches its lifetime.8. This fixture meets the requirements of the Americans with Disabilities Act (ADA) of 1990.
-------	-------------------------------------------------------------------------------------------------------------------------------------------------------------------------------------------------------------------------------------------------------------------------------------------------------------------------------------------------------------------------------------------------------------------------------------------------------------------------------------------------------------------------------------------------------------------------------------------------------------------------------------------------------------------------------------------------------------------------------------------------------------------------------------------------------------------------------------------------------------------------------------------------------

Updated	April 29, 2025
---------	----------------



Mira Linear Surface Mount, Plug-in

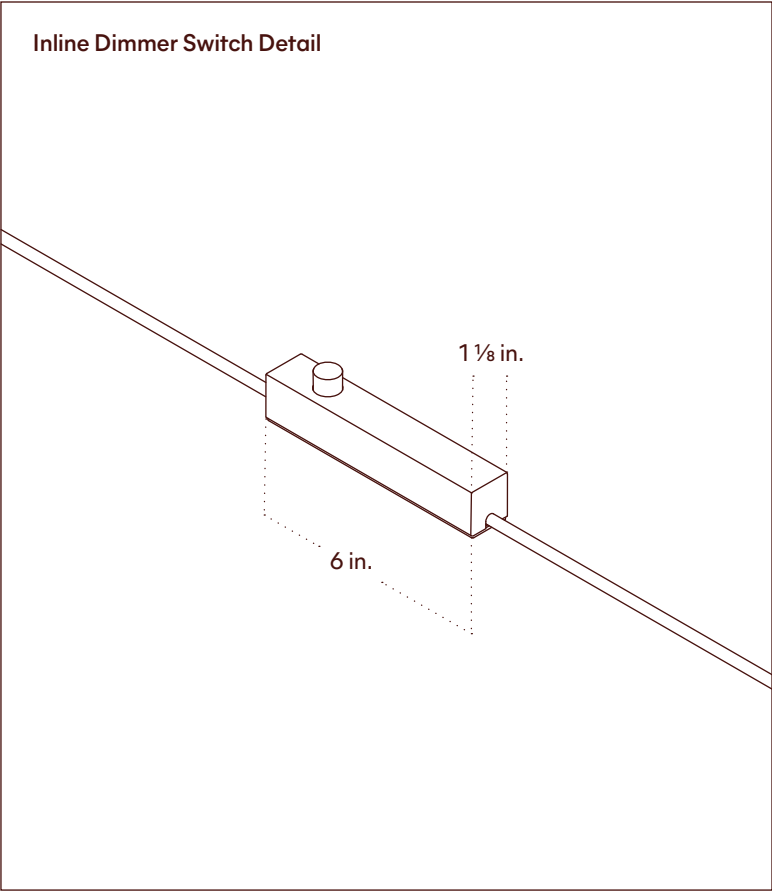

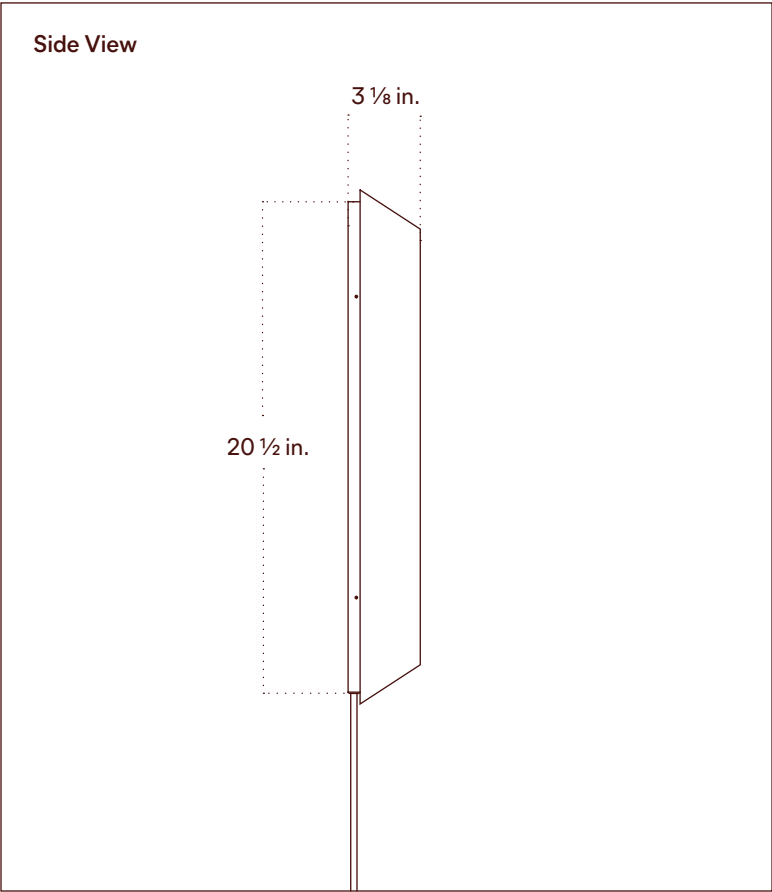
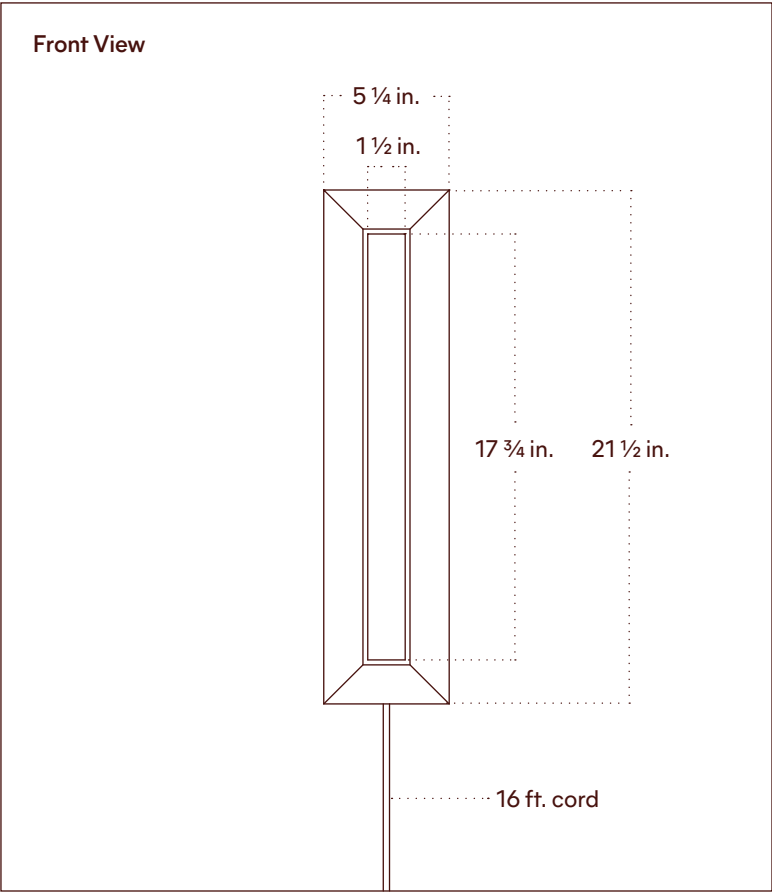


Technical Specifications	Materials	Glass, Wood, Steel
	Product weight	6.5 lbs
	Lead time	12 weeks
	Integrated LED	2,160 lm / 2700 K / 25 W / 92+ CRI
	Input Voltage	120 V
	Dimmer	Integrated dimmer switch
	Certifications	UL, ETL listed




Notes	1.	Universal canopy mounting is located at the center of the fixture. Additional anchor holes are available for added support.
	2.	This fixture comes with a 16-foot chocolate brown fabric cord. The dimmer switch is our black painted metal finish and is located 8 feet from the plug.
	3.	This fixture has handmade elements and may exhibit variability within the same piece. These variations are inherent in the production process and are not to be considered as defects. We do our best to maintain a consistent product while honoring handmade craftsmanship.
	4.	Dimensions may vary within half an inch.
	5.	The LED lifetime is 50,000 hours.
	6.	The driver is included within the fixture.
	7.	This fixture is designed so the LED board can be replaced when it reaches its lifetime.

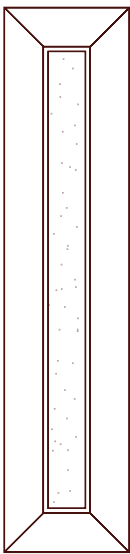
Updated	April 29, 2025
---------	----------------




Front View



Solid



Powder



Stripe

Finish Options

Brass, glass, and ceramic samples made or finished by hand may exhibit variability. Available for purchase at incommonwith.com/finishes.


Solid Glass




Almond



Olive



Pecan



Cherry


Powder Glass



Cirrus



Moss



Umber



Plum

Striped Glass



Vellum



Zinnia



Marigold



Garnet

Finish Options

Brass, glass, and ceramic samples made or finished by hand may exhibit variability. Available for purchase at incommonwith.com/finishes.


Wood



Oak



Leopardwood



Darkened Leopardwood